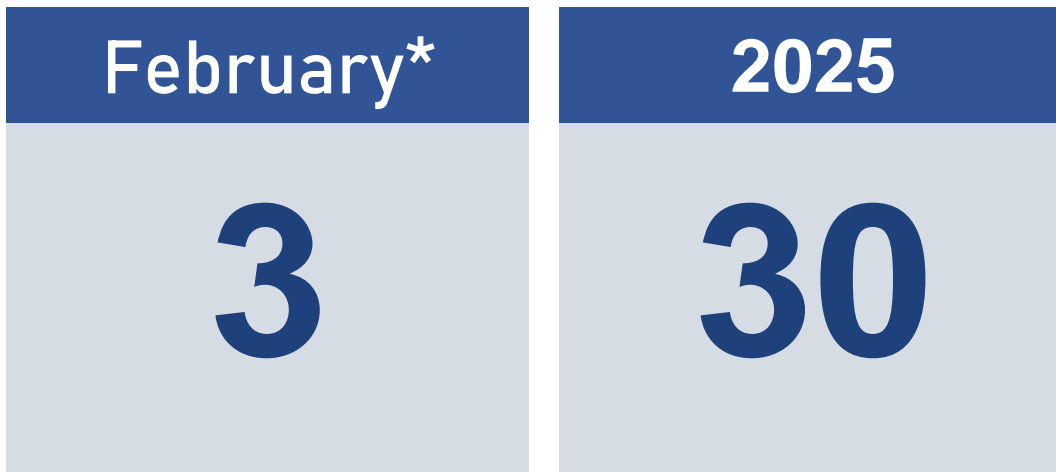


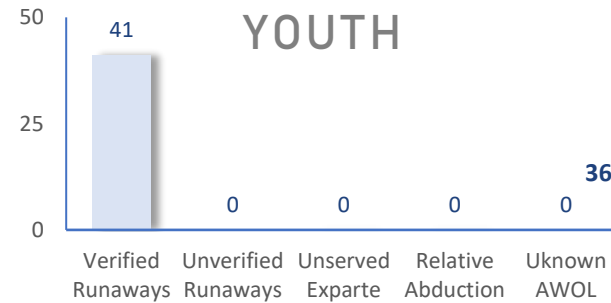
The following statistics show the status and demographics of absent Kansas foster youth and track DCF's successful recovery efforts.

RECOVERED YOUTH

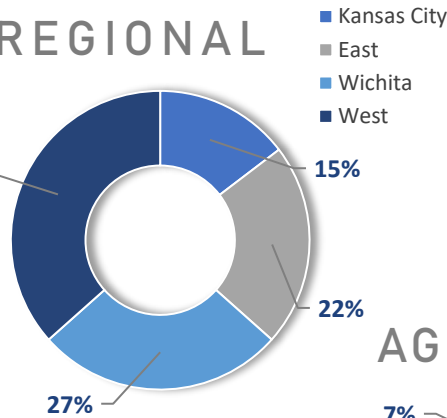


*A youth may be recovered more than once per month.

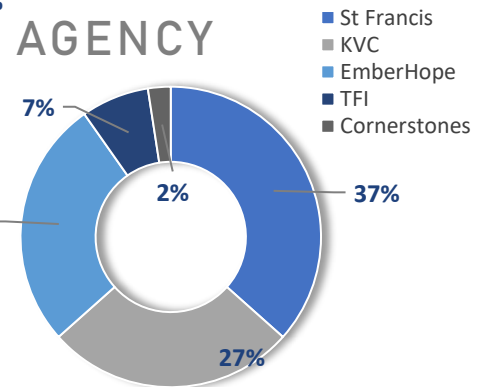
CURRENT AWOL YOUTH



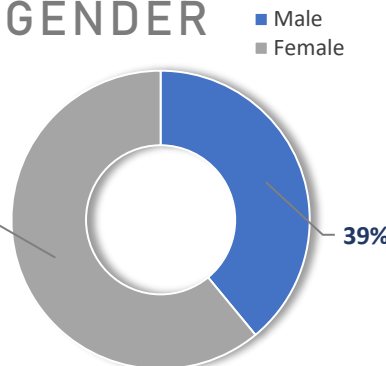
REGIONAL



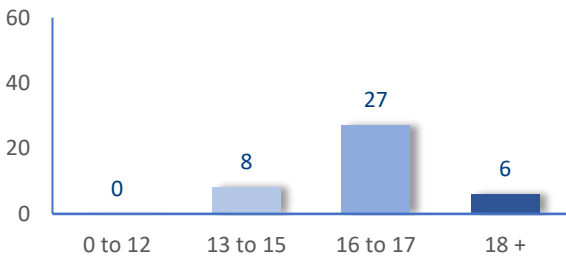
AGENCY



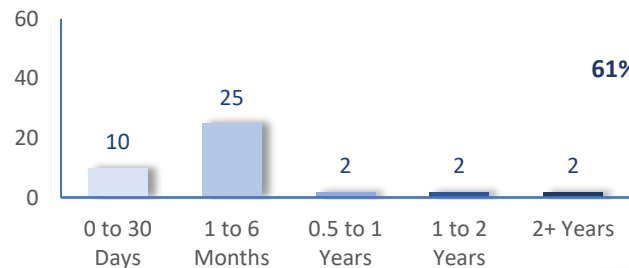
GENDER



AGE



TIME



DAILY AWOL YOUTH

2025

November		December		January		February	
DATE	# AWOL	DATE	# AWOL	DATE	# AWOL	DATE	# AWOL
1	46	2	44	2	44	3	41
4	48	3	44	3	39	4	41
5	48	4	41	6	39	5	41
6	47	5	40	7	39	6	40
7	47	6	40	8	41	7	39
8	47	9	41	10	41	10	41
12	47	10	41	13	42	11	
13	47	11	41	14	41	12	
14	46	12	41	15	43	13	
15	45	13	41	16	45	14	
18	42	16	42	17	43	17	
19	43	17	42	21	44	18	
20	45	18	39	22	45	19	
21	45	19	40	23	45	20	
22	46	20	36	24	45	21	
25	43	23	36	27	42	24	
26	46	24	36	28	43	25	
27	44	26	42	29	42	26	
		27	37	30	41	27	
		30	43	31	41	28	
		31	41				